

# Steel Weld Station

Steel Weld Station



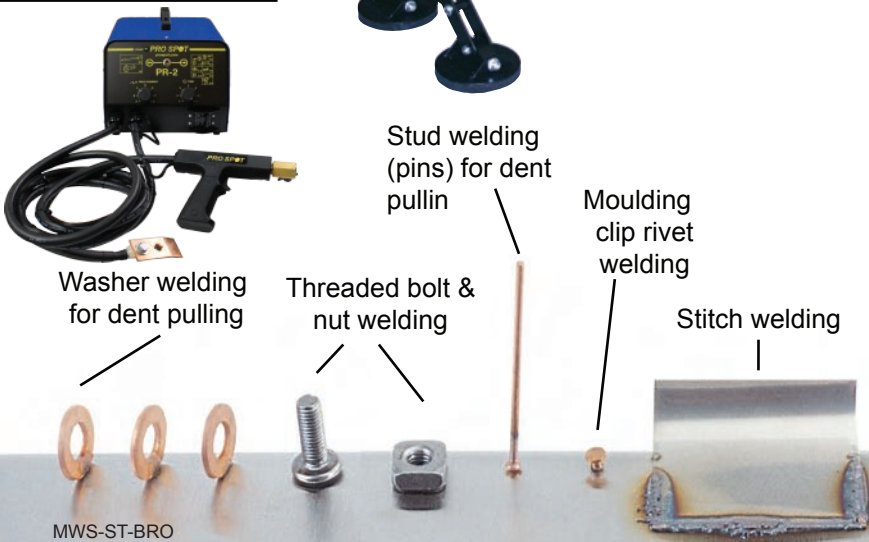
85-0200 Heat Gun

Pull Bar Dent Pulling System



Pro Pull Dent Pulling. Position the weld tip in the bottom of the dent, weld, then squeeze the handle to initialize the pulling action.

## PR-2 Features:



Washer welding for dent pulling

Threaded bolt & nut welding

Stud welding (pins) for dent pullin

Moulding clip rivet welding


Stitch welding

MWS-ST-BRO

## Welder Features:

- ✓ Spot hammer dent pulling
- ✓ Stitch welding
- ✓ Carbon shrinking
- ✓ Contact shrinking
- ✓ Nut and bolt welding
- ✓ Washer welding
- ✓ Nail welding
- ✓ Moulding clip rivet welding
- ✓ Pro Pull dent pulling
- ✓ Lever bar dent pulling (optional)
- ✓ MIG welder available (optional)

Stitch welding



Spot hammer welding



# Dent Pulling Accessories

CLP-70  
Spot hammer




Slide hammer  
with hook  
(optional)



Steel Hammer Set  
85-1277



Electrode & Stud Kit  
PS-1200



PR0-66  
Pro Pull Dent Puller  
shown with optional  
SA-0026 Hook Adapter

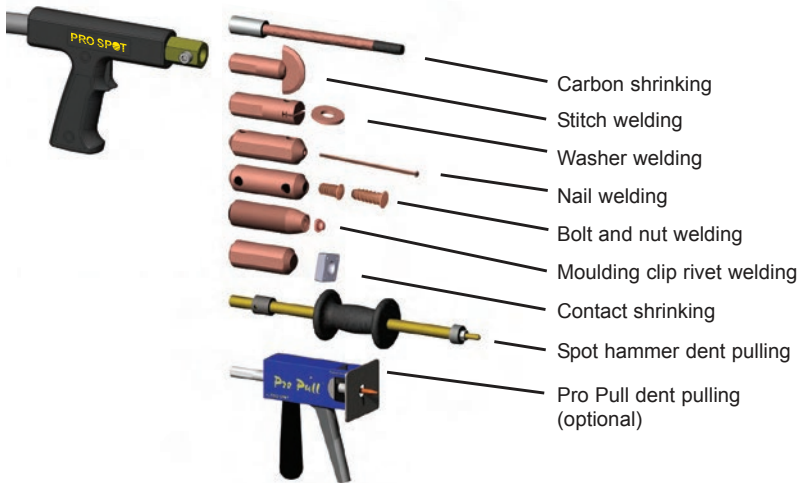


Air Grinder  
85-3088



Stainless Steel Wire Brush  
(3 ea.) 50-0580

## PR-2 Single-Sided Gun



## Pull Bar Dent Removal System

Designed for both aluminum & steel dent pulling. Our new Pull Bar features a 4 & 6 Jaw clamp, and adjustable foot swivel pads for mounting both vertically & horizontally. The dent pull bar makes dent pulling extremely easy, quick & accurate. The pull bar can also adapt to the Pro Pull system for isolated dent pulling.

